

E-invoicing Under GST

CA. Deep Koradia

AHMEDABAD BRANCH OF WIRC OF ICAI

5 Days Series on Practical Approach to GST Practice

MYTHs for E-invoicing

- Does it mean Invoice to be prepared on Government Portal with their format ?? – BIG NO
- E-invoice as a system where taxpayers can generate the invoices Centrally – NO
- It's a NEW / standard Invoice format being designed now – NO!
- Invoices generated by each software would look same – NEVER!
- It is only for Invoice and NOT for Credit / Debit Notes – NO!
- 'e-invoice' is about invoice being in soft copy like PDF etc. – NO!

What is E-Invoice?

- E-Invoice = Tax Invoice [Rule 46] + IRN + QR Code [embedded IRN]
- As per Rule 48(4) of CGST Rules,
 - notified class of registered persons
 - to prepare invoice
 - by uploading specified particulars in FORM GST INV-01
 - on Invoice Registration Portal (IRP) and
 - obtain Invoice Reference Number (IRN)
- After following above 'e-invoicing' process, the invoice copy (with QR Code containing inter alia, IRN) issued by the notified supplier to buyer is commonly referred to as 'e-invoice'.

Benefits of E-invoice System

- Standardization
- Seamless Reconciliation
- Lesser Compliance
- Automation
- Elimination of fake invoices
- Information Availability
- Environment friendly

How E-invoice will be beneficial to taxpayers

- Save time
- Reduce costs
- Reduce mistakes
- Offer better customer service
- Easier to keep track of invoices
- A higher degree of control and insight into the invoicing process
- Invoice Financing

Applicability

- From 01-04-2022, Applicable to Taxpayers whose aggregate turnover (based on PAN) in a any Preceding Financial Year Starting From 17-18 > 20 Crore
- [enabled on IRP? What if not and vice versa?]
- Once Applicable, Always Applicable
- Previously,

E-Invoice Applicability Threshold	Applicable From
500 Crore	With Effect from 01-10-2020
100 Crore	With Effect from 01-01-2021
50 Crore	With Effect from 01-04-2021
20 Crore	With Effect from 01-04-2022

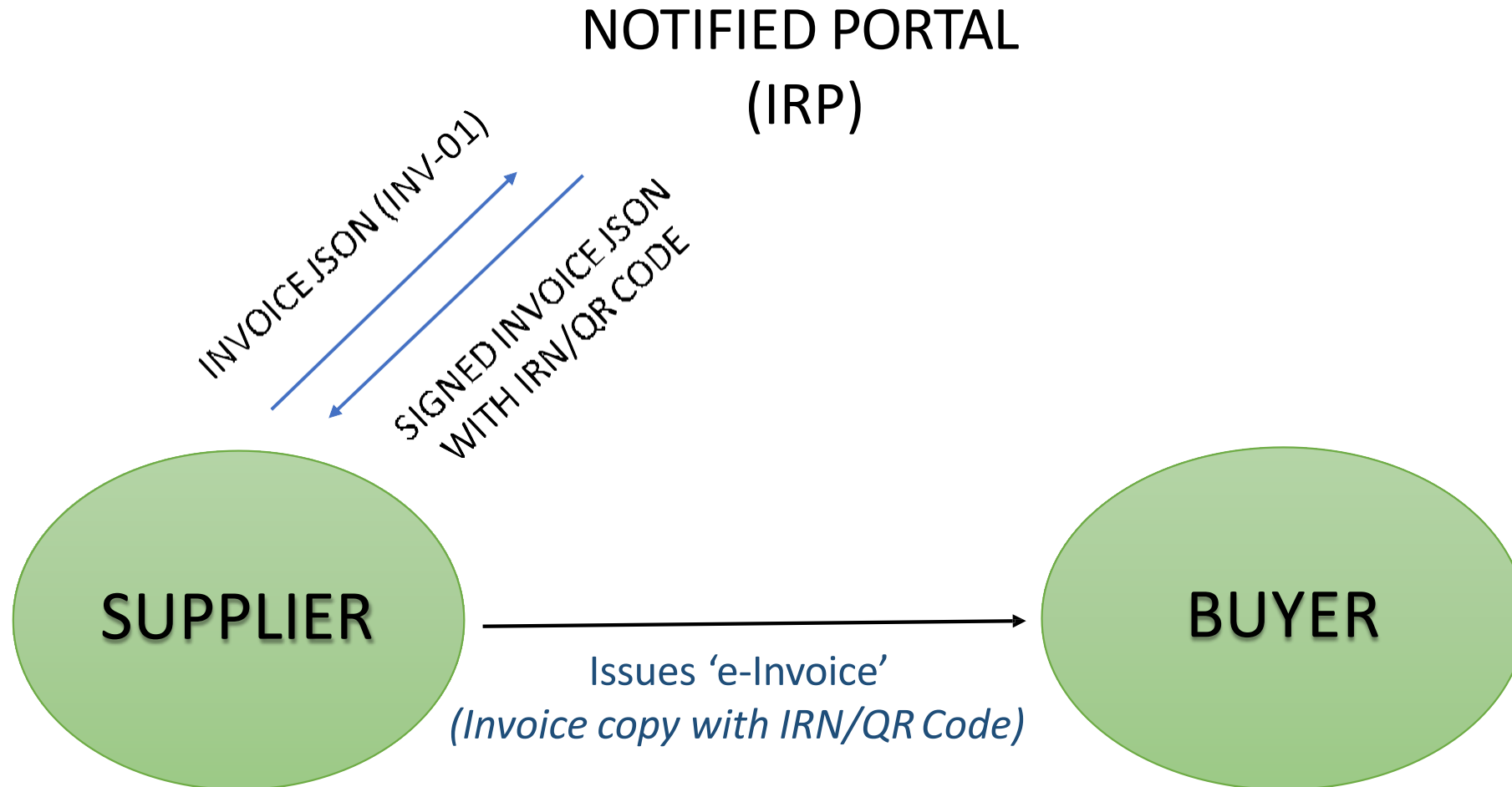
- What if Turnover Not exceeded in any of the Previous FYs [17-18 to 21-22], but exceeds in current Financial Year 2022-23, say on June 2022?

Sector Exempted from E-Invoicing

- Insurer, Banking Company or a Financial Institution (Including NBFC)
- GTA
- Passenger Transportation Service Provider
- Cinema and Multiplex
- SEZ Units
- Government Department
- A Local Authority

EXEMPTION QUA THE SECTOR OR
QUA THE GSTIN/PAN/Registered Person?

Issuing invoice in E-invoicing Scenario



"E-Invoice", "QR Code" and "Dynamic QR Code" Applicability – From 01-04-2022

	Type of Supply	Document Issued	E- Invoice Applicable?	QR Code Applicable?	Dynamic QR Code Applicable? [Self- Generated]
Other Than Exports	B2B Taxable Supply	Tax Invoice / CN / DN	Yes, If Turnover Exceeds 20 Cr*	Yes, If Turnover Exceeds 20 Cr*	NO
	B2C Taxable Supply	Tax Invoice / CN / DN	NO	NO	Yes, if TO Exceeds 500 Cr [#]
	B2B Exempt Supply	Bill of Supply	NO	NO	NO [Proviso to Rule 49 Yet to be Notified]
	B2C Exempt Supply	Bill of Supply	NO	NO	
Exports	Exports [Including Exempted & B2C (as always) Supply]	Tax Invoice / CN / DN	Yes, If Turnover Exceeds 20 Cr*	Yes, If Turnover Exceeds 20 Cr*	NO

"E-Invoice", "QR Code" and "Dynamic QR Code" Applicability – From 01-04-2022

- *** E-Invoice and QR Code** Not applicable to Insurer, Banking Company or a Financial Institution, GTA, Passenger Transportation Service Provider, Cinema and Multiplex, SEZ Units, Government Department, A Local Authority. **[Turnover to be seen for any of the preceding FY starting from 17-18]**
- **# Dynamic QR Code** Not applicable to Insurer, Banking Company or a Financial Institution, GTA, Passenger Transportation Service Provider, Cinema and Multiplex, OIDAR services providers. **[Turnover to be seen for any of the preceding FY starting from 17-18]**

A Person having Turnover above 20 crore
supplying Goods / Services Falling under
Reverse Charge, Does he needs to Prepare
E-Invoice?

Yes

Workflow

- Login with E-waybill Credentials OR Register
- Tax payer will continue to create their GST invoices on their own Accounting/Billing/ERP Systems
- Tax Payer to generate the invoice from ERP / Accounting system [API Based] /GePP Tool/ Json Preparation Tool containing all mandatory fields as provided in e-invoice schema
- Seller may upload the JSON either
 - directly on IRP or
 - through GSP or ASPs [Tally, Zoho, ClearTax etc]
 - through third party provided Apps
 - NO FACILITY OF DIRECT FILLING OF INV-01 on E-Invoice PORTAL - As of Now
- IRP would generate the IRN. It would also digitally sign the invoice and generate QR code which will contain all the key information of the invoice
- DOWNLOAD The signed Json, PDF and excel as the same detail won't be retrievable after 2 days from the IRP
- Eway Bill on E-Invoice Portal

Precautions for all the Recipients [With Any Turnover]

- One time exercise to checking the enablement of the E-invoicing to all the Suppliers on 01-04-2022 on E-Invoice Portal [No Login Required]
- Once list of enabled supplier classified, Check Rigorously IRN Number, QR Code on each of the purchase Invoice
- In case of any doubt for any Tax Invoice having IRN / QR Code, Scan the QR Code on mobile App OR Demand the Signed Json from the supplier and validate on E-Invoice Portal

Transmission of E-invoicing data to GSTR-1

- T+2 Days
- Having Source – E-Invoice
- If edited, Source will get removed. If GSTR-1 uploaded again via Json, Source will get removed
- Auto-populated in the “Period of GSTR-1” based on “Document Date” of E-invoice [And not Actual date of uploading on IRP]
- If Reported to IRP after filling GSTR-1, it won't Auto-populate at all.
- Same Document Number already filled in GSTR-1 before T+2 days, it won't be replaced by IRP

E-invoice Applicable & Tax Invoice without
IRN and QR Code given to Transporter with E-
way bill, will it suffice?

No

E-invoice Applicable & Tax Invoice without
IRN and QR Code given to Recipient, How ITC
of Recipient will get affected?

Penalty due to Non Generation of E-invoice: Sec 122(1)(i)

10000 CGST + 10000 SGST

OR

Amount Equivalent to Tax Evaded

WHICHEVER IS HIGHER

Invoice Reference Number (IRN)

- IRN is a unique 64-character hash/string Eg.
“35054cc24d97033afc24f49ec4444dbab81f542c555f9d30359dc75794 e06bbe”
- A GST invoice will be valid only with a valid IRN
- IRN Need not be printed on e-invoice (It's already embedded in QR Code)
- An invoice/document number which was reported and obtained IRN, can't be used again
- IRN can be cancelled within 24 hours from the E-Invoice portal
- Once Cancelled, the same Invoice Number can not be used again to generate IRN

Invoice Reference Number (IRN)


- REPORTING: No prescribed time window for reporting to IRP [REALTIME REPORTING] – CAUTION
[NN 73-2020 CT 01-10-2020 – Only waiver]
- CANCELLATION:
 - i. IRN can be cancelled within 24 hours (from the time of generation of IRN)
 - ii. However, if the connected e-way bill is active or verified by officer during transit, cancellation of IRN will not be permitted.
 - iii. In case of cancellation of IRN, GSTR-1 also will be updated with such 'cancelled' status in excel report.
 - iv. Once Cancelled, the same Invoice Number can not be used again to generate IRN
- AMENDMENTS:
 - i. Amendments are not possible on IRP.
 - ii. Any changes in the invoice details reported to IRP can be carried out on GST portal (while filing GSTR-1).

QR Code

- Along with signed invoice, IRP will also gives a QR code containing the unique IRN and below key particulars:
 - i. GSTIN of supplier
 - ii. GSTIN of Recipient
 - iii. Invoice number as given by Supplier
 - iv. Date of generation of invoice
 - v. Invoice value (taxable value and gross tax)
 - vi. Number of line items.
 - vii. HSN Code of main item (the line item having highest taxable value)
 - viii. Invoice Reference Number (IRN)
 - ix. Date of generation of IRN

Dynamic QR Code

- Content of Dynamic QR Code:
 - i. Supplier GSTIN number
 - ii. Supplier UPI ID
 - iii. Payee's Bank A/C number and IFSC [Not Req if UPI ID linked with Bank A/c]
 - iv. Invoice number & invoice date
 - v. Total Invoice Value
 - vi. GST amount along with breakup i.e. CGST, SGST, IGST, CESS, etc
 - vii. payment reference link
- Dynamic QR Code should be such that it can be scanned to make a digital payment
- Display of Dynamic QR Code in DIGITAL DISPLAY & Cross Reference of such payment mentioned **on Invoice [Before Printing of such Invoice]** – Deemed to be complied
- Supply to UIN Holder, Dynamic QR Code Required
- Incase of supply via Ecommerce Operator, Dynamic QR Code also to be issued by the supplier
- However, UPI ID in such Dynamic QR Code may be given on E-com Operator



Walk through E-Invoice Portal

<https://einvoice1.gst.gov.in/>

- A. Activities without logging into the E-invoice Portal
- B. Activities with logging into the E-Invoice Portal

Activities without logging into the E-invoice Portal



GOODS AND SERVICES TAX
e - Invoice System

सत्यमेव जयते



NATION TAX MARKET

[Home](#) [Laws](#) [Help](#) [Search](#) [Contact Us](#) [Registration](#) [Statistics](#)

Thanks to Taxpayers,
Another milestone for GST e-Invoice System,

15 CRO
E-Invoices in 18 months
With uninterrupted service

IMPACTS

- ✓ Faster credit of ITC
- ✓ Elimination of fake invoices
- ✓ Increased compliance
- ✓ Improved revenue collection
- ✓ Auto-population of GST Returns
- ✓ Seamless integration with E Way Bill

01/10/2020 : TPs* with
01/01/2021 : TPs* with
01/04/2021 : TPs* with
01/04/2022 : TPs* with

Tax Payer / GSTIN

e-Invoice Status of Taxpayer

Verify Signed Invoice

Products & Services

Master Codes

GST Suvidha Providers **Updated!**

Pincode

Pin to Pin Distance

GSTINs generating IRN **Updated!**

As per the notification No. 1/2022 Dated :24-

GENERATION OF E-INVOICES



LATEST UPDATES

12 APR 2022 • 2-Factor Authentication for e-Invoice System is enabled for more details.

15 MAR 2022 • Registration and Login with TO Rs. 20-50 Crores

02 MAR 2022 • Taxpayers having TO Rs. 20Cr. are eligible for e-invoicing from 1st April 2022. Please enable in sandbox system. Visit <https://einv-api> for more Details.

[Prev](#)

Tax Payer Search

Taxpayer Search

GSTIN:*

07BENHMS12001M1K2

2GASS


Z3JR2


Go


Exit

GSTIN Details							
GSTIN	Trade Name	Legal Name	Address	State	Pincode	Status	Is SEZ
07BENHMS12001M1K2	RAM TRADERS		V21 AREA, B2B BYPASS	ANDHRA PRADESH	518001	ACT	No

Verify Signed Invoice

**GOODS AND SERVICES TAX**
e - INVOICE SYSTEM






Verify Signed Invoice

This Option is used to Verify the Signature and the content of the Invoice by uploading the JSON Signed file.


Upload JSON File :


Version 1.01

© 2020 - Powered By National Informatics Centre.

**GOODS AND SERVICES TAX**
e - INVOICE SYSTEM





 **This is Digitally Signed Invoice**

Government of India
e-Invoice System



1.e-Invoice Details

IRN : 11f153fb49d3993afe529dc0e7ebaa3bc02fc2026212198a6c3fa6da66f4dd1	Ack. No : 12102603869	Ack. Date : 09-06-2020 10:57:00
--	------------------------------	--

2.Transaction Details

Category : B2B	Document No : NGC12/C5556656	
Document Type : Invoice	Document Date : 08-06-2020	e-Com GSTIN : 03Bngpm9430m1kl

3.Party Details

Seller	Purchaser
---------------	------------------

CA. Deep Koradia

E-invoice status of Taxpayer

Status of E-Invoice enablement of Taxpayer

[*Indicates

GSTIN: [* :

94QV6

SXGIT

94QV6

Go

Exit

GSTIN Details		
GSTIN	Trade Name	Status
94QV6	EST	E-Invoice is ENABLED for this Taxpayer

QR Code Verify App

 **GOODS AND SERVICES TAX**
e - INVOICE SYSTEM

 **NIC** National Informatics Centre

QR Code Verify App

☒ **Android** ☐ **iOS**

Enter Mobile No. :

Enter OTP :

Activities with logging into the E-Invoice Portal

Opening the E-invoice System

GOODS AND SERVICES TAX e-Invoice System

Click Login

Home | Laws | Help | Search | Contact Us | Registration | Login

system. Taxpayers with turnover of 500Cr and above are enabled for e-invoicing System. Taxpayers with turnover of 100 - 500 Cr and above are enabled for e-invoicing System.

LATEST UPDATES

- 01 JAN - Launch of e-Invoice Portal in Sandbox
- 07 JAN - Launch of e-Invoice APIs in Sandbox
- 10 FEB - Launch of Bulk e-Invoice Facility in Sandbox


- Existing users of eWayBill system can use their credentials to login. New users can register through the registration link in the portal.
- Taxpayers with turnover of Rs. 500 cr & above in the previous financial year are enabled to login in this portal.
- Taxpayers with turnover of 100 - 500 Cr are enabled for e-invoicing System only on Sandbox or Testing, but not on Production.



IMPORTANT LINKS

- Website Policies
- Terms and Conditions
- Disclaimer
- Sitemap
- GST Common Portal
- Central Board of Indirect Taxes and Customs
- State Tax Websites
- Help
- National Portal
- National Informatics Centre
- Goods and Services Tax Network
- Last Updated: 12-05-2020



Version: 1.01 | This site can be best viewed in Firefox 43.5 and above, IE 11 and above, chrome 45 and above. To check your browser version click [here](#) | © 2020 - Powered by National Informatics Centre.

Options under E-invoice

**GOODS AND SERVICES TAX**
e - INVOICE SYSTEM
सत्यमेव जयते

एनआईसी
National
Informatics
Centre

GSTIN:24AABHU0958A1ZI - Name: Maa Ashapura Agri Supply



e-Invoice

Bulk Upload

Cancel

Print

Bulk IRN Cancel

MIS Reports

User Management

API Registration

Change Password

Feedback on GePP


Update Contact Details


Update

e-Way Bill

2 Factor Authentication

Dash Board

	Generations
Yesterday	0
During This month	0

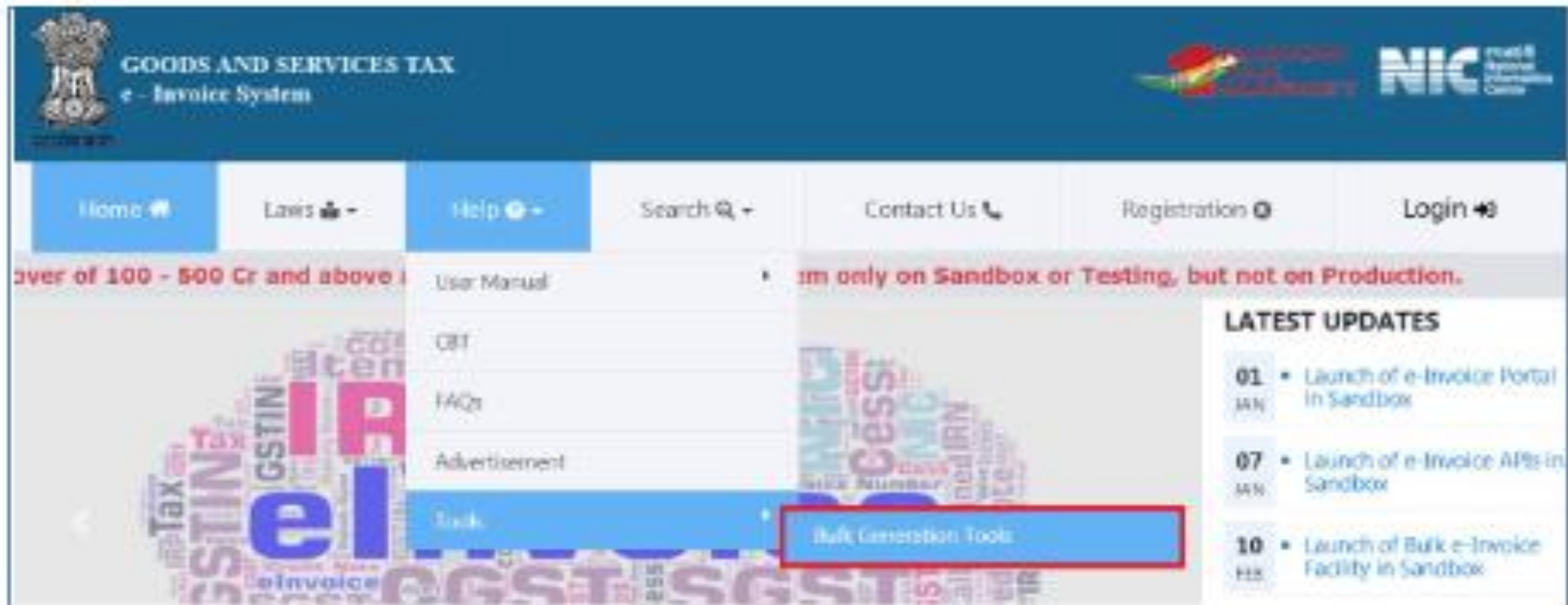
	Cancelled
Yesterday	0
During This month	0

Notes:

- The Bulk IRN generation facility has been enabled. You may download the tools from the portal under [Help --> Tools](#).
- The e-Waybills generated in this portal will be reflected in the e-waybill system. To Update Part-B details, cancel or extend , you may login to e-waybill system with same credentials.

Generate Bulk IRN

- Step by Step Process to Generate Invoice reference number :



Step by Step Process to Generate Invoice Reference Number :



The screenshot displays the 'Bulk Generation Tools' interface of the Goods and Services Tax e-Invoice System. The header features the Government of India emblem, the text 'GOODS AND SERVICES TAX e - INVOICE SYSTEM', and the NIC logo. The main content area is titled 'Bulk Generation Tools' and includes a sidebar with the following sections:

- Attributes**
 - [E-Invoice Attributes, JSON Schema & Sample JSON File](#)
- JSON Preparation Tools (Version-1.01)**
 - [E-Invoice JSON Preparation - Form A \[For B2B and Export of e-Invoice details in one sheet\]](#)
 - [E-Invoice JSON Preparation - Form B \[For B2B and Export of e-Invoice details in two sheets\]](#)
 - [E-Invoice JSON Preparation - Form C \[For B2B, Export, Payment and Reference details of e-Invoice in multiple sheets\]](#)
 - [E-Invoice JSON Preparation - Form D \[For B2B, Export, Payment and Reference details of e-Invoice in one sheet\]](#)
 - [E-Invoice Cancel by IRN - JSON Preparation](#)
- Video**

The footer contains the text 'Version 1.01' on the left, 'CA. Deep Koradia' in the center, and '© 2020 - Powered By National Informatics Centre.' on the right.

Step by Step Process to Generate Invoice Reference Number :

JSON_preperation_FormA(version1.01).xlsm - Excel

File Home Insert Page Layout Formulas Data Review View Help Nitro Pro Tell me what you want to do

Clipboard: Paste, Cut, Copy, Format Painter

Font: B, I, U, Font Face, Size, Bold, Italic, Underline, Color, Background Color

Alignment: Wrap Text, Merge & Center, Text Alignment, Orientation

Number: General, Currency, Percentage, Date, Time, Text, Fraction, Scientific

Styles: Conditional Formatting, Format as Table, Cell Styles

Cells: Insert, Delete, Format

Seller GSTIN Details

Seller GSTIN and Address details entered here are considered in the generation of JSON File.

Note: Schema Validation is done , Other Validations will be implemented gradually

* Indicates Mandatory Fields

Seller GSTIN :	<input type="text"/>	Legal Name :	<input type="text"/>	Trade Name :	<input type="text"/>
Seller Address 1 :	<input type="text"/>	Seller Address 2 :	<input type="text"/>	Seller Location :	<input type="text"/>
State :	<input type="text"/>	Pin Code :	<input type="text"/>	Phone Number :	<input type="text"/>
Email Id :	<input type="text"/>				

Step by Step Process to Generate Invoice Reference Number :

JSON_preparation_FormA(version1.01).xlsm - Excel

File Home Insert Page Layout Formulas Data Review View Help Nitro Pro Tell me what you want to do

	A	B	C	D	E	F	G	H	I	J	K	L	M	N	O
13			1. Do you have Reverse Charges?					No		If 'Yes' additional column is shown and you can select Reverse charge					
14										If 'No' is selected then all transactions are considered as Regular					
15			2. Do you have e-commerce GSTIN ?					No		If 'Yes' is selected , extra columns for indicating					
16										e-Commerce GSTIN is displayed , else it is not displayed					
17			3. Do you have Bill from and Dispatch from transaction details ?					No		If 'Yes' is selected , additional columns such as Dispatch details					
18										will be included in the list else it is not displayed					
19			4. Do you have Bill to and Ship to transaction details ?					No		If 'Yes' is selected , additional columns such as Shipping details					
20										will be included in the list else it is not displayed					
21			5. Do you have Supply of Service ?					No		If 'Yes' is selected , extra columns for indicating					
22										IsService is displayed , else it is not displayed					
23			6. Do you have Bar code details in Items ?					No		If 'Yes' is selected , extra column for indicating					
24										product's barcode is displayed , else it is not displayed					
25			7. Do you have free quantity in Items ?					No		If 'Yes' is selected , extra column for indicating					
26										product's free quantity is displayed , else it is not displayed					
27			8. Do you wish to enter Batch details of Items ?					No		If 'Yes' is selected , extra columns for indicating					
28										product's batch details is displayed , else it is not displayed					
29			9. Do you have Exports Details?					Yes		If 'Yes' is selected , extra columns for indicating					
30										Export details is displayed , else it is not displayed					
31			10. Do you have Eway-bill Details?					No		If 'Yes' is selected , extra columns for indicating					
32										Eway-bill details is displayed , else it is not displayed					
33															
34															
35															
36															
37															
38															
39															
40															
41															
42															
43															

Step by Step Process to Generate Invoice Reference Number :

JSON_preparation_FormA(version1.01) (2).xlsm - Excel

File

Home

Insert

Page Layout

Formulas

Data

Review

View

Help

Nitro Pro

Tell me what you want to do

Share

L17

X

✓

fx

A

D

E

F

G

H

I

J

K

L

M

N

O

P

Q

R

AG

AH

AJ

1

2

3

5

6

7

8

9

10

11

12

13

14

15

16

17

18

19

20

21

22

23

24

E-Invoice System

Validate

Prepare JSON

* Indicates Mandatory Fields

Document Details

Buyer Details

Supply Type Code *	Igst On Intra	Document Type *	Document Number *	Document Date (DD/MM/YYYY) *	Buyer GSTIN *	Buyer Legal Name *	Buyer Trade Name	Buyer POS *	Buyer Addr1 *	Buyer Addr2	Buyer Location *	Buyer Pin Code	Buyer State *	Buyer Phone Number	Buyer Email Id	Sl.No. *	Product Description	HSN code
EXPWP	No	Tax Invoice	EXP/7005	19/07/2021	URP	AGRINUTS		OTHER COU	B2 L7 LAS	NOVALICH	QUEZON C	999999	OTHER CO			1	GROUNDNU	12024210
EXPWP	No	Tax Invoice	EXP/7005	19/07/2021	URP	AGRINUTS		OTHER COU	B2 L7 LAS	NOVALICH	QUEZON C	999999	OTHER CO			2	GROUNDNU	12024210

Microsoft Excel

Data Validated Successfully..

OK

Profile

eInvoice

Master Codes

Sample Invoice

Format A,B,C,D

Schema

Validation

Calculations

FAQ's

100%

Windows Taskbar

5:02 PM

26-03-2022

Step by Step Process to Generate Invoice Reference Number :

JSON_preparation_FormA(version1.01) (2).xlsm - Excel

File Home Insert Page Layout Formulas Data Review View Help Nitro Pro Tell me what you want to do

A5 EXPWP

E-Invoice System **Validate** **Prepare JSON** * Indicates Mandatory Fields

Document Details					Buyer Details													
Supply Type Code *	Igst On Intra	Document Type *	Document Number *	Document Date (DD/MM/YYYY) *	Buyer GSTIN *	Buyer Legal Name *	Buyer Trade Name	Buyer POS *	Buyer Addr1 *	Buyer Addr2	Buyer Location *	Buyer Pin Code	Buyer State *	Buyer Phone Number	Buyer Email Id	Sl.No. *	Product Description	HSN cc
EXPWP		Tax Invoice	12345678901234567890	12/03/2022	URP	AGRINUTS		OTHER COU B2 L7 LAS	NOVALICH	QUEZON C	999999	OTHER CO				1	GROUNDNU	12024
EXPWP	No	Tax Invoice	12345678901234567890	12/03/2022	URP	AGRINUTS		OTHER COU B2 L7 LAS	NOVALICH	QUEZON C	999999	OTHER CO				2	GROUNDNU	12024

Microsoft Excel

JSON created in.... E:\Office on Dell 15R\Work\GST - VAT\Laxmi Enterprise - Girishbhai Gopi\E-Invoice\2021-22\LE-005 [utility]\E-Invoice_V1_JSON

OK

Step by Step Process to Generate Invoice Reference Number :

The screenshot displays the 'Invoice Bulk Upload' interface of the Goods and Services Tax e-Invoice System. The header features the Government of India emblem, the text 'GOODS AND SERVICES TAX e - INVOICE SYSTEM', the 'NATION TAX MARKET' logo, and the 'NIC National Informatics Centre' logo. The main heading is 'Invoice Bulk Upload' with a note: '[* indicates mandatory fields for e-invoice]'. Below this is a section titled 'Upload e-Invoice JSON File'. The upload area contains the text 'Upload e-Invoice JSON File (Less than 2 MB):' followed by a help icon and a red asterisk. To the right are three buttons: 'Choose file', 'Browse', and 'Upload'. The footer shows 'Version 1.01' on the left and '© 2020 - Powered By National Informatics Centre.' on the right.

GOODS AND SERVICES TAX
e - INVOICE SYSTEM

NATION TAX MARKET

NIC National Informatics Centre

Invoice Bulk Upload

[* indicates mandatory fields for e-invoice]

Upload e-Invoice JSON File

Upload e-Invoice JSON File (Less than 2 MB): ? *


Choose file Browse Upload

Version 1.01

© 2020 - Powered By National Informatics Centre.


Step by Step Process to Generate Invoice Reference Number :

**GOODS AND SERVICES TAX
e-INVOICE SYSTEM**




Invoice Bulk Upload [* indicates mandatory fields for e-Invoice]

Upload e-Invoice JSON File

Upload e-Invoice JSON File (Less than 2 MB):  

Notes: For preparation of e-Invoice JSON file for bulk generation, Please go to the "Bulk Generation Tools" under Help -> Tools in the homepage of eInvoice portal.

Uploaded File Contains 

Total number of Invoices in the file:	9
Total number of Items in the file:	9
Invoices uploaded successfully :	9
Failed to upload:	0

Successfully Uploaded Invoice Details.

[Download Excel](#)  [Download Signed JSON](#) 

Sl. No	Invoice No	Invoice Date	Buyer GSTIN	Invoice Value	Ack No	Ack Date	
1	DES1291	03/06/2020	CODZTFCM101000111KL	24600	17102592366	6/3/2020 10:46:00 AM	b65b2f77bfcd48ac498a96c
2	DES1292	03/06/2020	CODZTFCM101000111KL	24600	16102592367	6/3/2020 10:46:00 AM	48be027f1958840f8a2944

Cancel IRN

GOODS AND SERVICES TAX
e - INVOICE SYSTEM

NATION FOR ALL
NIC

e-Invoice Cancel

Based On : ☒ Ack No. ☐ IRN

Enter Ack. No. :

Version 1.01 © 2020 - Powered By National Informatics Centre.

GOODS AND SERVICES TAX
e - INVOICE SYSTEM

NATION FOR ALL
NIC

e-Invoice Cancel

TEST1
TEST2
GANDHINAGAR
518001 ANDHRA PRADESH

test 3rd floor
test Place of Supply: ANDHRA PRADESH
518001 ANDHRA PRADESH

4.Goods Details

SlNo	Product Description	HSN Code	Quantity	Unit	Unit Price(Rs)	Discount(Rs)	Taxable Amount(Rs)	Tax Rate (GST+Cess State Cess+Cess Non-Advol)	Other charges(Rs)	Total					
1		1001	3	BAG	23	0	69	0.00+0.00 0.00+0	0	69					
							Tax'ble Amt	CGST Amt	SGST Amt	IGST Amt	CESS Amt	State CESS Amt	Round off Amt	Total Inv. Amt	
							69	0	0	0	0	0	0	0	69

Generated By : 378220110100110101
Print Date : 31-05-2020 22:40:39

10102589411

eSign
Digitally Signed by NIC-IRP
on: 31-05-2020 12:17:00

Cancel Reason :

Remarks :

The invoice reference number once generated cannot be deleted. However, it can be cancelled by the generator within 24 hours of generation.

Print E-Invoice

**GOODS AND SERVICES TAX**
e - INVOICE SYSTEM




e-Invoice Print



Based On : ☒ Ack No. ☐ IRN

Enter Ack. No. :


Version 1.01

© 2020 - Powered By National Informatics Centre.

**GOODS AND SERVICES TAX**
e - INVOICE SYSTEM



e-Invoice Print



Government of India
e-Invoice System

1.e-Invoice Details

IRN : 1d8729c925bde03c3ecfae72f311f362f03c0569127950f5b47f00f2fecf221 Ack. No : 11102589416 Ack. Date : 31-05-2020 12:25:00

2.Transaction Details

Category : B2B Document No : 346436

Document Type : Invoice Document Date : 31-05-2020

3.Party Details


Seller
GSTIN : 07GDNH1240011RL
TAN TEST NIC
TEST2
GANDHINAGAR
518001 ANDHRA PRADESH


Purchaser
GSTIN : 07GDNH1240011RL
bangalore
test 3rd floor
test Place of Supply: ANDHRA PRADESH
518001 ANDHRA PRADESH

4.Goods Details

SINo	Product Description	HSN Code	Quantity	Unit	Unit Price(Rs)	Discount(Rs)	Taxable Amount(Rs)	Tax Rate (GST+Cess State Cess+Cess Non.Advol)	Other charges(Rs)	Total
1		1001	2	BAG	11	0	22	0.00+0.00 0.00+0	0	22
Tax'ble Amt		CGST Amt	SGST Amt	IGST Amt	CESS Amt	State CESS Amt	Round off Amt	Total Inv. Amt		
22		0	0	0	0	0	0	0		22


Generated By : 07GDNH1240011RL
Print Date : 31-05-2020 22:57:58


11102589416


Digitally Signed by NIC-IRP
on: 31-05-2020 12:25:00

Generated E-invoices


 **GOODS AND SERVICES TAX**
e - INVOICE SYSTEM



 

Generated e-Invoices

From Date : 30/05/2020 To Date : 31/05/2020

Version 1.01 © 2020 - Powered By National Informatics Centre.

 **GOODS AND SERVICES TAX**
e - INVOICE SYSTEM

Generated e-Invoices

From Date : 30/05/2020 To Date : 31/05/2020

e-Invoice Details

[Download Result Excel](#)

Sl. No	IRN	Ack No.	Date	Inv. Value	Recipient GSTIN
1	1d8729c925bdeda3c3ecfae72f311f362f03c0569127958f5b47f68f2fecf221	11102589416	5/31/2020 12:25:00 PM	22.00	27A0ZPT1301Q1MT
2	e57aaa915f35467647b27f6472b1e36ad75f61fee137e7e67b63de333060ec3e	12102589415	5/31/2020 12:23:00 PM	46.00	27A0ZPT1301Q1MT
3	1099f36314f3b30f02a3218e4b87888ef866fe5f0c9ef04b2f1c43d7f7badaad7	16102588384	5/30/2020 4:20:00 PM	7169.00	0207B996A420511
4	fe7fa84087afde04fb27dc9eb4c6ecfda9e718632a20427c9415f6987f5f573	16102589411	5/31/2020 12:17:00 PM	69.00	27A0ZPT1301Q1MT
5	cedf36e087b5bddfedef3f64d055108035e5f4b2edc79e9cc9bf09e53bb62cc0	16102590264	5/31/2020 8:39:00 PM	42.20	27A0ZPT1301Q1MT
6	80876e9e94578d55dd7ca160bb753c3f923d4d2959d593cf0090db1839c87ce	18102589419	5/31/2020 12:33:00 PM	11027.50	URP
7	3875f8ac69762ee7d26ee2ee2cc6351ee0f068e0d8e7d976ee3cde1891e572	19102589418	5/31/2020 12:29:00 PM	10000.00	URP

Create API User



The screenshot shows the 'API Registration' page of the Goods and Services Tax e-Invoice System. The header includes the Government of India emblem, the text 'GOODS AND SERVICES TAX e-INVOICE SYSTEM', and the 'NIC' logo. The user's GSTIN is 27D2NNND4000MUL and the name is HOLLY HOCK INVESTMENT PRIVATE LIMITED. The registration form asks if the user wants to register 'Directly' (selected) or 'Through GSP'. It includes fields for 'Username' (filled with 'Register GSP'), 'Password' (masked with asterisks), and 'Re-enter Password' (also masked). A 'Submit' button and an 'Exit' button are at the bottom.

GOODS AND SERVICES TAX
e-INVOICE SYSTEM

27D2NNND4000MUL - Name: HOLLY HOCK INVESTMENT PRIVATE LIMITED

API Registration

Do you wish to Register your GSTIN for ☒ Directly ☐ Through GSP

API Interface:

Username: Register GSP

Password: *****

Re-enter Password: *****

Submit Exit

Create API User

The screenshot shows the 'API Registration' form within the 'GOODS AND SERVICES TAX e-INVOICE SYSTEM' interface. The header includes the GST logo and the NIC logo. The user's GSTIN is '270004700000000' and the name is 'HOLLY HOOK INVESTMENT PRIVATE LIMITED'. The form asks if the user wants to register their GSTIN for API Interface, with options 'Directly' and 'Through GSP'. The 'Through GSP' option is selected. Below this, there are fields for 'Select your GSP' (Capital GS), 'Username' (Alankit), 'Password' (masked with asterisks), and 'Re-enter Password' (masked with asterisks). A password strength indicator shows 'Strong'. At the bottom, there are 'Submit' and 'Exit' buttons.

GOODS AND SERVICES TAX e-INVOICE SYSTEM

GSTIN: 270004700000000 Name: HOLLY HOOK INVESTMENT PRIVATE LIMITED

API Registration

Do you wish to Register your GSTIN for API Interface: ☐ Directly ☒ Through GSP

Select your GSP: Capital GS

Username: Alankit

Password: *****

Re-enter Password: *****

Strong

Submit Exit

Create API User

 **GOODS AND SERVICES TAX**
e - INVOICE SYSTEM

 **NIC** National Informatics Centre

GSTIN: 3722DN789890001 - Name: HOLLY HOCK INVESTMENT PRIVATE LIMITED

API Registration Through GSP

DO you wish to Register your GSTIN for API Interface: ☐ Directly ☒ Through GSP

Select your GSP:

Username:

Password:

Re-enter Password:

Select

- Select
- Abhipra Capital Limited
- Alankit limited
- BINARY SEMANTICS LIMITED
- Botmre Software International Pvt. Ltd.
- CDSL Ventures Limited
- Cygnat Infotech Private Ltd.
- Excellon Software Pvt. Ltd.
- Trust Systems & Software (I) Pvt. Ltd.
- Zoho Corporation

Any Questions?

Thank You

CA. Deep Koradia
94290 42996

Koradia.deep@gmail.com
www.cadeepkoradia.com